

IEC Appliance Inlet C14 with Fuseholder 1- or 2-pole, Bowden-Line Switch 2-pole and Voltage Selector

Standard or Medical Fuse drawer

C14

70° C**Description**

- Panel Mount:
Screw-on version from front or rear side, snap-in version from front side
- 4 Functions:
Appliance Inlet Protection class I, Line switch for bowdencable actuation 2-pole, Fuseholder with interchangeable fuse drawer for Fuse-links 5 x 20 mm or 6.3 x 32 mm, with or without voltage selector (step)
- Quick connect terminals 4.8 x 0.8 mm
- Alternative: version with line filter [CD-Bowdencable](#)

Approvals

- VDE License Number: 40011925
- UL License Number: E93617
- CSA License Number: 38456

Characteristics

- All single elements are already wired
- The fuse drawer "Fingerrip" can be removed by hand
For added safety "Extra-Safe" fuse drawers are available
Fuse drawer meets requirements of medical standard IEC/EN 60601-1
The fuse drawer can only be opened with the aid of a tool
The fuseholder is accessible from the equipment front
- Qualified for use in equipment according IEC/EN 60950

Other versions on request

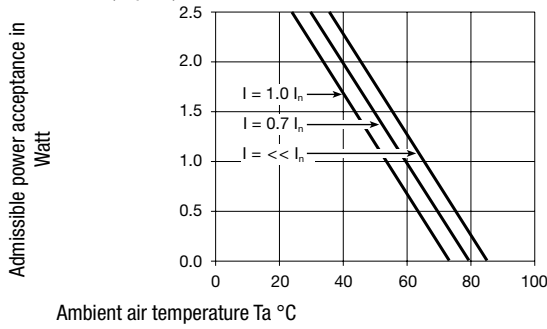
- For protection class II
- Without voltage selector

References[General Product Information](#)**Weblinks**[Approvals](#), [RoHS](#), [CHINA-RoHS](#), [Mating Connectors](#), [e-Store](#), [Distributor-Stock-Check](#), [Accessories](#)**Technical Data**

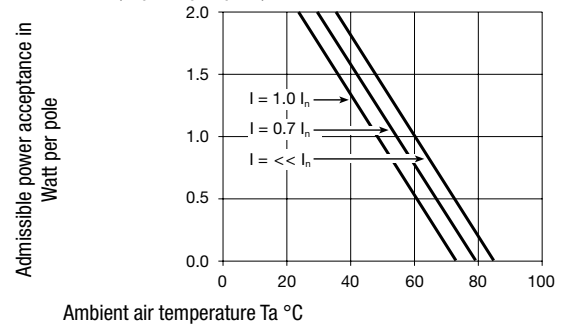
Ratings IEC	6 A / 250VAC; 50Hz	Appliance Inlet	C14 acc. to IEC/EN 60320-1, UL 498, CSA C22.2 no. 42 (for cold conditions) pin-temperature 70 °C, 10A, Protection Class 1
Ratings UL/CSA	8 A / 125VAC; 60Hz	Fuseholder	1 or 2 pole, Shocksafe category PC2 acc. to IEC 60127-6, for fuse-links 5 x 20 or 6.3 x 32mm
Dielectric Strength	> 3 kVAC between L-N > 4 kVAC between L/N-PE (1 min/50Hz)	Rated Power Acceptance @ Ta 23 °C	5 x 20: 2.5W (1 pole)/ 2W (2-pole) per pole 6.3 x 32: 3.15W (1 pole)/ 2.5W (2-pole) per pole
Allowable Operation Temp.	-25 °C to 70 °C	Power Acceptance @ Ta > 23°C	Admissible power acceptance at higher ambient temperature see derating curves
Degree of Protection	from front side IP 40 acc. to IEC 60529	Line Switch	Switch for bowdencable 2-pole, non-illuminated, acc. to IEC 61058-1 Technical details
Protection Class	Suitable for appliances with protection class 1 acc. to IEC 61140	Voltage Selectors	optional, step, 2-4 digits
Terminal	Quick connect terminals 4.8 x 0.8 mm, tin-plated		
Panel Thickness s	Screw: max 8 mm Mounting screw torque max 0.5Nm Snap-in: 1.5/2/2.5 mm		
Material: Housing	Thermoplastic, black, UL 94V-0		

Derating Curves

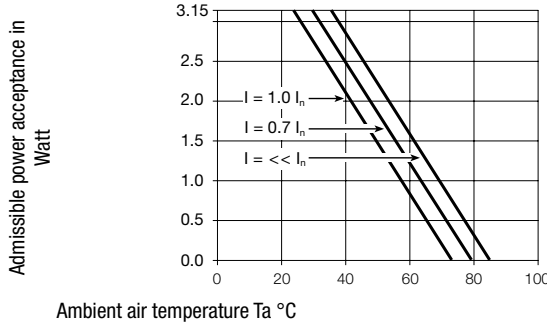
Fuses
5 x 20 mm (1-pole)



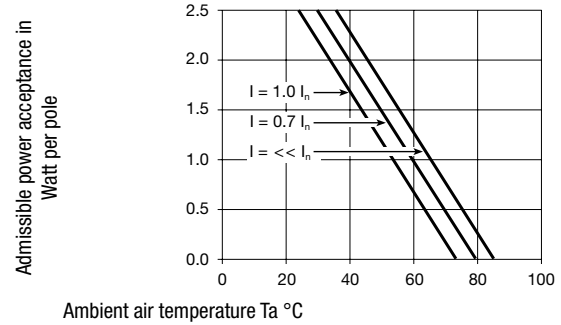
Fuses
5 x 20 mm (2-pole, per pole)



Fuses
6.3 x 32 mm (1-pole)



Fuses
6.3 x 32 mm (2-pole, per pole)



Bowden cable must be ordered separately

Type	Panel mounting	Panel Thickness s [mm]	Fuseholder	Line Switch	Voltage selector max. 4 pos*	Order Number
KD-Bowdencable	Screw	-	1-pole	Switch for bowdencable	without	KD11.4199.151
KD-Bowdencable	Screw	-	2-pole	Switch for bowdencable	without	KD14.4199.151
KD-Bowdencable	Snap-in	1.5	1-pole	Switch for bowdencable	without	KD11.4199.105
KD-Bowdencable	Snap-in	2	1-pole	Switch for bowdencable	without	KD11.4199.107
KD-Bowdencable	Snap-in	2.5	1-pole	Switch for bowdencable	without	KD11.4199.109
KD-Bowdencable	Snap-in	1.5	2-pole	Switch for bowdencable	without	KD14.4199.105
KD-Bowdencable	Snap-in	2	2-pole	Switch for bowdencable	without	KD14.4199.107
KD-Bowdencable	Snap-in	2.5	2-pole	Switch for bowdencable	without	KD14.4199.109

Packaging unit 10 Pcs

Required Accessory

Description



[Bowdencables incl. accessory](#)
Bowden Cable for Power Entry Modules



[Fusedrawer 3](#)
Fusedrawer for Fuse Links 5x20mm resp.. 6.3x32mm

Fingergrip, 5 x 20, 2-pole	4303.2401
Extra-Safe, 5 x 20, 2-pole	4303.2403
Fingergrip, 5 x 20, 1-pole	4303.2406
Extra-Safe, 5 x 20, 1-pole	4303.2408
...	...

Accessories



[Cord retaining kits](#)
Cord retaining strain relief

Flat head, A	4700.0001
--------------	-----------

Mating Outlets/Connectors

Category / Description

[Appliance Outlet Overview complete](#)



IEC Appliance Outlet F, Screw-on Mounting, Front Side, Solder or Quick-connect Terminal	4787
IEC Appliance Outlet F, Snap-in Mounting, Front Side, Solder or Quick-connect Terminal	4788
IEC Appliance Outlet F or H, Screw-on Mounting, Front Side, Solder, PCB or Quick-connect Terminal	5091
IEC Appliance Outlet F or H, Screw-on Mounting, Front Side, Solder or Quick-connect Terminal	5092

[Appliance Outlet further types to KD-Bowdencable](#)

[Connector Overview complete](#)



IEC Connector C15, Rewireable, Straight	0101
IEC Connector C15A, Rewireable, Straight	0102
IEC Connector C15A, Rewireable, Straight	0102-G
IEC Connector C15A, Rewireable, Angled	0112
IEC Connector C13, Rewireable, Angled	4012

[Connector further types to KD-Bowdencable](#)

[Power Cord Overview complete](#)



Power Cord with IEC Connector C13, Angled	0311
Power Cord with IEC Connector C13, Angled	3011
Power Cord with IEC Connector C13, Angled	3012
Power Cord with IEC Connector C13, Angled	3013
Power Cord with IEC Connector C13	3020

[Power Cord further types to KD-Bowdencable](#)